

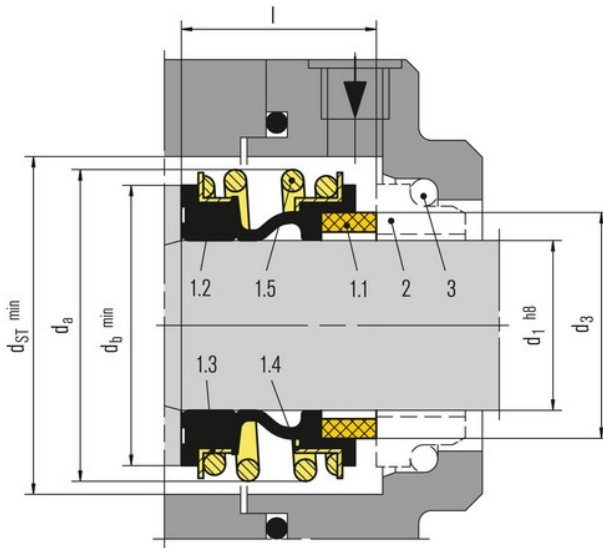
# MG1

## Features

- For plain shafts
- Single and dual seal
- Elastomer bellows rotating
- Unbalanced
- Independent of direction of rotation
- No torsion on bellows

## Advantages

- Shaft protection over the entire seal length
- Protection of the seal face during installation due to special bellows design
- Insensitive to shaft deflections due to large axial movement ability
- Universal application opportunities
- Important material certifications available
- High flexibility due to wide offer on materials
- Suitable for low-end sterile applications
- Special design for hot water pumps (RMG12) available
- Dimension adaptations and additional seats available



## Item Part no. to DIN 24250

Item	Part no. to DIN 24250	Description
1.1	472	Seal face
1.2	481	Bellows
1.3	484.2	L-ring (spring collar)
1.4	484.1	L-ring (spring collar)
1.5	477	Spring
2	475	Seat
3	412	O-Ring or cup rubber

# MG1 (2)

## Recommended applications

- Process industry
- Chemical industry
- Pulp and paper industry
- Water and waste water technology
- Food and beverage industry
- Sugar industry
- Water, waste water, slurries (up to 5 % by weight)
- Pulp (up to 4 % otro)
- Latex
- Dairies, beverages
- Sulfide slurries
- Chemicals
- Oils
- Chemical standard pumps
- Helical screw pumps
- Stock pumps
- Circulating pumps
- Submersible pumps
- Water and waster water pumps
- Oil applications

## Standards and approvals

- FDA
- WRAS
- KTW
- ACS
- W270
- NSF
- EN 12756

## Operating range

Shaft diameter:  $d_1 = 10 \dots 100 \text{ mm}$  (0.39" ... 3.94")  
 Pressure:  $p_1^* = 16 \text{ bar}$  (230 PSI),  
 vacuum ... 0.5 bar (7.25 PSI), up to 1 bar (14.5 PSI) with seat locking  
 Temperature:  $t = -20 \text{ }^\circ\text{C} \dots +140 \text{ }^\circ\text{C}$  (-4 °F ... +284 °F)  
 Sliding velocity:  $v_g = 10 \text{ m/s}$  (33 ft/s)  
 Admissible axial movement:  $\pm 2.0 \text{ mm}$

## Materials

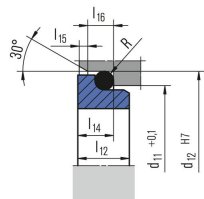
Seal face: Carbon graphite antimony impregnated (A), Carbon graphite resin impregnated (B), Silicon carbide (Q1), Tungsten carbide (U3)  
 Seat: Silicon carbide (Q1, Q2), Tungsten carbide (U3), Special cast CrMo steel (S), Aluminium oxide (V)  
 Elastomer: NBR (P), EPDM (E), FKM (V), HNBR (X4)  
 Metal parts: CrNiMo steel (G), Hastelloy® C-4 (M)

## Notes

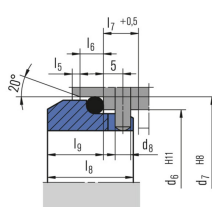
The MG1 can also be used as a multiple seal in tandem or in a back-to-back arrangement. Installation proposals can be supplied on request.

Dimension adaptations for specific conditions, e.g. shaft in inches or special seat dimensions are available on request.

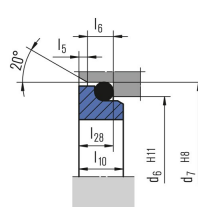
## Seat alternatives



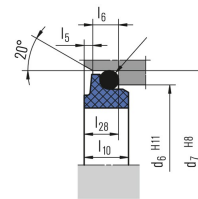
**G4**



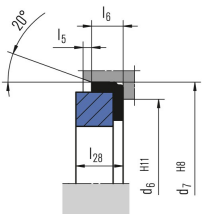
**G9**  
EN 12756



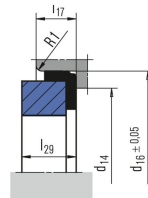
**G6**  
EN 12756



**G606**  
EN 12756  
(for RMG12 only)



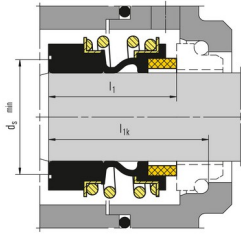
**G60**  
EN 12756



**G50**  
Euro standard

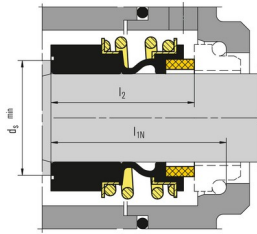
# MG1 (3)

## Product variants



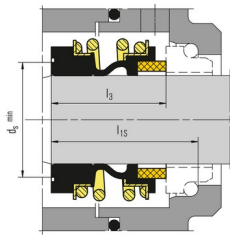
### MG12

Dimensions, items and designations same as for MG1, but with an extended bellows tail to achieve the fitting length  $l_{1k}$  according to EN 12756 in combination with seat G6 or G60 ( $d_a$  exceeds EN 12756).



### MG13

Dimensions, items and designations same as for MG1, but with an extended bellows tail to achieve the fitting length  $l_{1N}$  according to EN 12756 in combination with seat G6 or G60 ( $d_a$  exceeds EN 12756).



### MG1S20

Dimensions, items and designations same as for MG1, but with an extended bellows tail to achieve the special fitting length  $l_{1S}$  in combination with seat G50.

### RMG12

Identical to MG12, but with a special bellows surface on the shaft side. For use in hot water pumps up to 120 °C (248 °F) and 25 bar (363 PSI) or 140 °C (284 °F) and 16 bar (232 PSI). Only in combination with seat G606 ( $d_1 = 12 \dots 38 \text{ mm}$  (0.47" ... 1.50")).

Seal face: Tungsten Carbide (U3)

Seat G606: Carbon graphite resin impregnated (B)

# MG1 (4)

## Dimensions

d <sub>1</sub>	d <sub>3</sub>	d <sub>6</sub>	d <sub>7</sub>	d <sub>8</sub>	d <sub>11</sub>	d <sub>12</sub>	d <sub>14</sub>	d <sub>16</sub>	d <sub>a</sub>	d <sub>b</sub> <sup>)</sup>	d <sub>m</sub> <sup>)</sup>	d <sub>s</sub> <sup>)</sup>	d <sub>ST</sub>	l	l <sub>1</sub>	l <sub>1k</sub>	l <sub>1N</sub>	l <sub>1S</sub>	l <sub>2</sub>	l <sub>3</sub>	l <sub>5</sub>	l <sub>6</sub>	l <sub>7</sub>	l <sub>8</sub>	l <sub>9</sub>	l <sub>10</sub>	l <sub>12</sub>	l <sub>14</sub>	l <sub>15</sub>	l <sub>16</sub>	l <sub>17</sub>	l <sub>28</sub>	l <sub>29</sub>	R	
10	15.7	17	21	3	15.5	19.2	11.0	24.60	22.5	20.5	18	18	24	14.5	25.9	32.5	40	34.0	33.4	25	1.5	4	8.5	17.5	10.0	7.5	7.5	6.6	1.2	3.8	7.5	6.6	9.0	1.2	
12	17.7	19	23	3	17.5	21.6	13.5	27.80	25.0	22.5	20	20	26	15.0	25.9	32.5	40	34.0	33.4	25	1.5	4	8.5	17.5	10.0	7.5	6.5	5.6	1.2	3.8	7.5	6.6	9.0	1.2	
14	19.7	21	25	3	20.5	24.6	17.0	30.95	28.5	26.5	22	22	30	17.0	28.4	35.0	40	35.5	33.4	25	1.5	4	8.5	17.5	10.0	7.5	6.5	5.6	1.2	3.8	9.0	6.6	10.5	1.2	
15	20.8	-	-	-	20.5	24.6	17.0	30.95	28.5	26.5	22	22	30	17.0	28.4	-	-	35.5	33.4	25	-	-	-	-	-	7.5	6.6	1.2	3.8	9.0	-	10.5	1.2		
16	21.0	23	27	3	22.0	28.0	17.0	30.95	28.5	26.5	22	22	30	17.0	28.4	35.0	40	35.5	33.4	25	1.5	4	8.5	17.5	10.0	7.5	8.5	7.5	1.5	5.0	9.0	6.6	10.5	1.5	
18	23.7	27	33	3	24.0	30.0	20.0	34.15	32.0	29.0	22	26	33	19.5	30.0	37.5	45	35.5	37.5	25	2.0	5	9.0	19.5	11.5	8.5	9.0	8.0	1.5	5.0	9.0	7.5	10.5	1.5	
19	26.7	-	-	-	-	-	20.0	34.15	37.0	33.0	33	28	38	21.5	30.0	-	-	35.5	37.5	25	-	-	-	-	-	-	-	-	-	-	-	9.0	-	10.5	-
20	26.7	29	35	3	29.5	35.0	21.5	35.70	37.0	33.0	33	28	38	21.5	30.0	37.5	45	35.5	37.5	25	2.0	5	9.0	19.5	11.5	8.5	8.5	7.5	1.5	5.0	9.0	7.5	10.5	1.5	
22	27.7	31	37	3	29.5	35.0	23.0	37.30	37.0	33.0	33	28	38	21.5	30.0	37.5	45	35.5	37.5	25	2.0	5	9.0	19.5	11.5	8.5	8.5	7.5	1.5	5.0	9.0	7.5	10.5	1.5	
24	31.2	33	39	3	32.0	38.0	26.5	40.50	42.5	38.0	38	32	44	22.5	32.5	40.0	50	35.5	42.5	25	2.0	5	9.0	19.5	11.5	8.5	8.5	7.5	1.5	5.0	9.0	7.5	10.5	1.5	
25	31.2	34	40	3	32.0	38.0	26.5	40.50	42.5	38.0	38	32	44	23.0	32.5	40.0	50	35.5	42.5	25	2.0	5	9.0	19.5	11.5	8.5	8.5	7.5	1.5	5.0	9.0	7.5	10.5	1.5	
28	35.0	37	43	3	36.0	42.0	29.5	47.65	49.0	44.0	37	37	50	26.5	35.0	42.5	50	45.0	42.5	33	2.0	5	9.0	19.5	11.5	8.5	10.0	9.0	1.5	5.0	10.5	7.5	12.0	1.5	
30	37.0	39	45	3	39.2	45.0	32.5	50.80	49.0	44.0	37	37	50	26.5	35.0	42.5	50	45.0	42.5	33	2.0	5	9.0	19.5	11.5	8.5	11.5	10.5	1.5	5.0	10.5	7.5	12.0	1.5	
32	40.2	42	48	3	42.2	48.0	32.5	50.80	53.5	46.0	41	41	55	27.5	35.0	42.5	55	45.0	47.5	33	2.0	5	9.0	19.5	11.5	8.5	11.5	10.5	1.5	5.0	10.5	7.5	12.0	1.5	
33	40.2	42	48	3	44.2	50.0	36.5	54.00	53.5	46.0	41	41	55	27.5	35.0	42.5	55	45.0	47.5	33	2.0	5	9.0	19.5	11.5	8.5	12.0	11.0	1.5	5.0	10.5	7.5	12.0	1.5	
35	43.2	44	50	3	46.2	52.0	36.5	54.00	57.0	50.0	44	44	59	28.5	35.0	42.5	55	45.0	47.5	33	2.0	5	9.0	19.5	11.5	8.5	12.0	11.0	1.5	5.0	10.5	7.5	12.0	1.5	
38	46.2	49	56	4	49.2	55.0	39.5	57.15	59.0	53.0	53	47	61	30.0	36.0	45.0	55	45.0	46.0	33	2.0	6	9.0	22.0	14.0	10.0	11.3	10.3	1.5	5.0	10.5	9.0	12.0	1.5	
40	48.8	51	58	4	52.2	58.0	42.5	60.35	62.0	55.0	55	49	64	30.0	36.0	45.0	55	45.0	46.0	33	2.0	6	9.0	22.0	14.0	10.0	11.8	10.8	1.5	5.0	10.5	9.0	12.0	1.5	
42	51.8	-	-	-	53.3	62.0	46.0	63.50	65.5	58.0	53	53	67	30.0	36.0	-	-	53.0	51.0	41	-	-	-	-	-	-	-	13.2	12.0	2.0	6.0	10.5	-	12.0	2.5
43	51.8	54	61	4	53.3	62.0	46.0	63.50	65.5	58.0	53	53	67	30.0	36.0	45.0	60	53.0	51.0	41	2.0	6	9.0	22.0	14.0	10.0	13.2	12.0	2.0	6.0	10.5	9.0	12.0	2.5	
45	53.8	56	63	4	55.3	64.0	46.0	63.50	68.0	60.0	55	55	70	30.0	36.0	45.0	60	53.0	51.0	41	2.0	6	9.0	22.0	14.0	10.0	12.8	11.6	2.0	6.0	10.5	9.0	12.0	2.5	
48	56.8	59	66	4	59.7	68.4	49.0	66.70	70.5	63.0	58	58	74	30.5	36.0	45.0	60	53.0	51.0	41	2.0	6	9.0	22.0	14.0	10.0	12.8	11.6	2.0	6.0	10.5	9.0	12.0	2.5	
50	58.8	62	70	4	60.8	69.3	52.0	69.85	74.0	65.0	60	60	77	30.5	38.0	47.5	60	54.5	50.5	41	2.5	6	9.0	23.0	15.0	10.5	12.8	11.6	2.0	6.0	12.0	9.5	13.5	2.5	
53	62.2	65	73	4	63.8	72.3	55.5	73.05	78.5	70.0	63	63	81	33.0	36.5	47.5	70	54.5	59.0	41	2.5	6	9.0	23.0	15.0	12.0	13.5	12.3	2.0	6.0	12.0	11.0	13.5	2.5	
55	64.2	67	75	4	66.5	75.4	58.5	76.20	81.0	72.0	65	65	83	35.0	36.5	47.5	70	54.5	59.0	41	2.5	6	9.0	23.0	15.0	12.0	14.5	13.3	2.0	6.0	12.0	11.0	13.5	2.5	
58	67.2	70	78	4	69.5	78.4	61.5	79.40	85.5	75.0	68	68	88	37.0	41.5	52.5	70	54.5	59.0	41	2.5	6	9.0	23.0	15.0	12.0	14.5	13.3	2.0	6.0	12.0	11.0	13.5	2.5	
60	70.0	72	80	4	71.5	80.4	61.5	79.40	88.5	79.0	70	70	91	38.0	41.5	52.5	70	54.5	59.0	41	2.5	6	9.0	23.0	15.0	12.0	14.5	13.3	2.0	6.0	12.0	11.0	13.5	2.5	
65	75.0	77	85	4	76.5	85.4	68.0	92.10	93.5	84.0	77	77	96	40.0	41.5	52.5	80	65.0	69.0	49	2.5	6	9.0	23.0	15.0	12.0	14.2	13.0	2.0	6.0	14.5	11.0	16.0	2.5	
68	78.0	81	90	4	82.7	91.5	71.0	95.25	96.5	88.0	80	80	100	40.0	41.2	52.5	80	65.0	68.7	49	2.5	7	9.0	26.0	18.0	12.5	14.9	13.7	2.0	6.0	14.5	11.3	16.0	2.5	
70	80.0	83	92	4	83.0	92.0	71.0	95.25	99.5	90.0	82	82	103	40.0	48.7	60.0	80	65.0	68.7	49	2.5	7	9.0	26.0	18.0	12.5	14.2	13.0	2.0	6.0	14.5	11.3	16.0	2.5	
75	85.5	88	97	4	90.2	99.0	77.5	101.60	107.0	95.0	87	87	110	40.0	48.7	60.0	80	68.0	68.7	52	2.5	7	9.0	26.0	18.0	12.5	15.2	14.0	2.0	6.0	14.5	11.3	16.0	2.5	
80	90.5	95	105	4	95.2	104.0	84.0	114.30	112.0	100.0	92	92	116	40.0	48.0	60.0	90	76.0	78.0	56	3.0	7	9.0	26.2	18.2	13.0	16.2	15.0	2.0	6.0	18.5	12.0	20.0	2.5	
85	96.0	100	110	4	100.2	109.0	87.0	117.50	120.0	107.0	97	97	124	41.0	46.0	60.0	90	76.0	76.0	56	3.0	7	9.0	26.2	18.2	15.0	16.0	14.8	2.0	6.0	18.5	14.0	20.0	2.5	
90	102.0	105	115	4	105.2	114.0	93.5	123.85	127.0	114.0	104	104	131	45.0	51.0	65.0	90	79.0	76.0	59	3.0	7	9.0	26.2	18.2	15.0	16.0	14.8	2.0	6.0	18.5	14.0	20.0	2.5	
95	107.0	110	120	4	111.6	120.3	96.5	127.00	132.0	119.0	109	109	136	46.0	51.0	65.0	90	79.0	76.0	59	3.0	7	9.0	25.2	17.2	15.0	17.0	15.8	2.0	6.0	18.5	14.0	20.0	2.5	
100	112.0	115	125	4	114.5	123.3	103.0	133.35	137.0	124.0	114	114	140	47.0	51.0	65.0	90	82.0	76.0	62	3.0	7	9.0	25.2	17.2	15.0	17.0	15.8	2.0	6.0	18.5	14.0	20.0	2.5	

Dimensions in millimeter

Fitting length/axial movement tolerances: d<sub>1</sub> 10 ... 12 mm ±0.5; d<sub>1</sub> 14 ... 18 mm ±1.0; d<sub>1</sub> 20 ... 26 mm ±1.5; d<sub>1</sub> = 28 ... 100 mm ±2.0

\* Minimum diameter of the mating collar